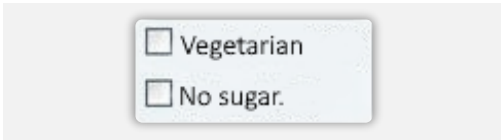










# Worksheet: Choosing the best input control

Name \_\_\_\_\_ Date \_\_\_\_/\_\_\_\_/\_\_\_\_

Draw lines from dot to dot to match the input control name with its picture from the graphical examples and with the most likely interface requirement.

Input control type	Graphical examples	User action (interface requirement)
button(s) ●		● Choose only one option from a few.
checkbox(es) ●		● Choose one or more options from a few.
radio buttons / option buttons ●		● Select something from a list.
switch / toggle ●		● Choose a calendar date.
text field ●		● Type or adjust a numeric value.
dropdown list ●		● Type a word, sentence or paragraph.
date picker ●		● Activate and deactivate a setting.
spinner / updown ●		● Drag a handle to select from a numerical range.
slider ●		● Submit, confirm or cancel an action.

Images: U.S. General Services Administration Technology Transformation Service; WEwert/Wikipedia.